



# Der Parademarsch

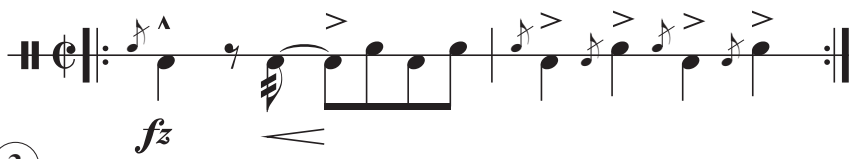
Marsch  $\text{♩} = 114$

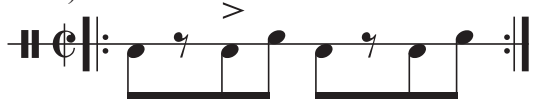



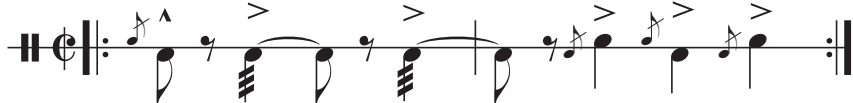
The main score consists of four staves. The first staff is in treble clef with a key signature of one sharp (F#) and a common time signature. It features a melody with accents and dynamic markings *fz*. The second staff is in alto clef with the same key signature and time signature, featuring a bass line with accents and dynamic markings *fz*. The third staff is in bass clef with the same key signature and time signature, featuring a bass line with accents and dynamic markings *fz*. The fourth staff is in bass clef with the same key signature and time signature, featuring a bass line with accents and dynamic markings *fz*. The score concludes with the instruction "D.C. al Fine".

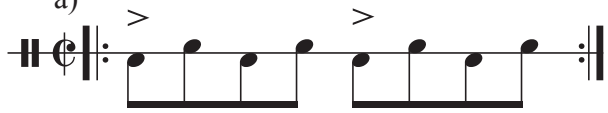
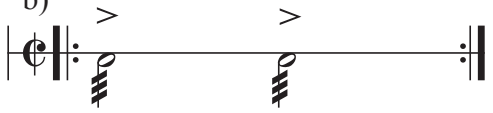
① Vereinfachter Handsatz: Nur einen Schlag statt zwei


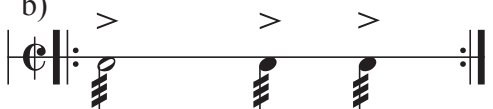
a)  b) 

② 

③ a)  b) 

④ 

⑤ a)  b) 

⑥ a)  b) 

7) Marsch  $\text{♩} = 114$

The musical score is written on four staves. The first staff begins with a treble clef, a key signature of one sharp (F#), and a tempo marking of quarter note = 114. The music features a melody with accents and dynamic markings of *fz*. The first staff ends with the instruction "Fine" and "attacca: Locke". The second and third staves continue the melody with similar dynamics and accents. The fourth staff features a bass clef and contains a bass line with chords and a final melodic phrase ending with "D.C. al Fine".

Eine kleine Anmerkung:

zunächst siehst Du die Noten klassisch notiert im 5-Linien-System. In den Übungen habe ich zur Verdeutlichung des Handsatzes das 1-Linien-System gewählt. Hier ist unter der Linie die rechte Hand und über der Linie die linke Hand notiert.

Ich wünsche Dir viel Spaß und Erfolg beim Parademarsch!

Dein